

## What Year is My Columbia ParCar/Harley Davidson® Golf Cart?



Here are a few common spots to locate your serial number:

- Mega- Glove Box, under the steering wheel cover, kick panel ,front dash panel.
- Eagle- Under steering wheel cover, passenger side upper foot rest area.
- Summit SUV- Under steering wheel cover, on vehicle nameplate, in driver side glove box.
- NEV- Under steering wheel cover, headlight cover ledge, top of front body, on nameplate.

Harley/Columbia Vehicles- Stamped on left rear frame above axle (See image below). You can also use the handy solenoid map listed under the serial number chart to use your solenoid configuration to determine the year/model of your cart.



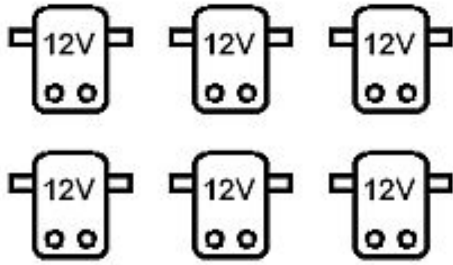


Carts, Parts & Rentals

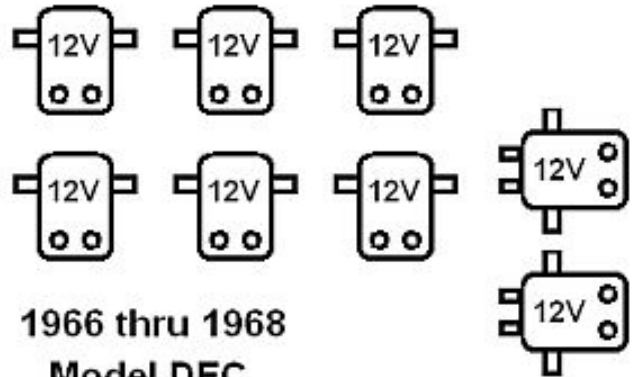
The following is a table showing identification numbers, type and model of Harley/Columbia ParCar Golf Carts. If you have ANY questions contact us at anytime 7 days a week @ 888-444-9994

Mode	Year	Type
1963-1969	DXXXX	3 Wheel Gas
	DEXXX	3 Wheel Electric
1970-1979	Hx	
3b		3-Wheel Gas D3
4B		3-Wheel Electric DE3
7C		4 Wheel Gas D4
8C		4-Wheel Electric DE4
8D		4-Wheel Electric DE-40 76-78
1980-1982	Jx	
3B		3 Wheel Gas D3
4B		3-Wheel Electric DE3
7C		4 Wheel Gas D4
3K		4 Wheel gas D4 80's classic
8D		4 Wheel electric MG1V Challenger
5K		4 Wheel Gas DX4 '82
Columbia		
1983-1989	C3-C9	
3B		3-Wheel Gas D3
4B		3-Wheel Electric DE3
5K		4-Wheel Gas DX4
6K		4-Wheel Electric DEX4
7K		Gas Utility
8K		Electric Challenger
9K		Electric Utility DE4
2L		4-Wheel Gas P4G
3L		4-Wheel Electric P4E
1990-1995	Dx	
2L		4-Wheel Gas P4G
3L		4-Wheel Electric
5K		4-Wheel Gas Classic
6K		4-Wheel Electric Classic
7K		4-Wheel Gas Utility
9K		4-Wheel Electric Utility
2M		4-Wheel Electric Shuttle
3M		4-Wheel Gas Shuttle
1996- present		
BE		4-Wheel Gas
4E		4-Wheel Electric

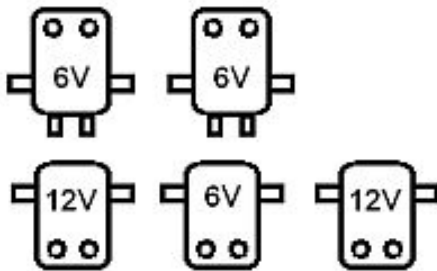
## Harley-Davidson Solenoid Configuration Map



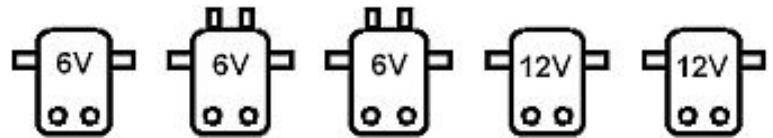
1963 thru 1966  
Model DE



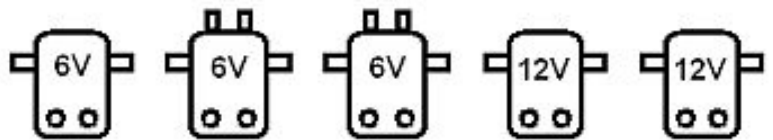
1966 thru 1968  
Model DEC



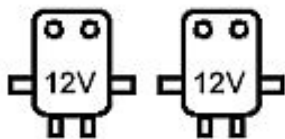
1967 thru 1971 Model DE  
1969 thru 1971 Model DEC



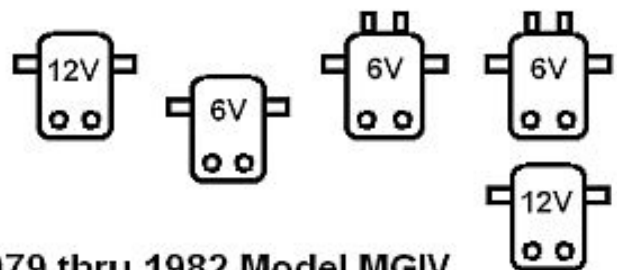
1972 thru 1975 Models DE and DE-4



1977 thru 1982 Model DE-3



1976 thru 1978  
Model DE-40



1979 thru 1982 Model MGIV

Quick Reference Guide  
for Determining Model  
by Solenoid  
Arrangement on Harley  
Electric Golf Carts